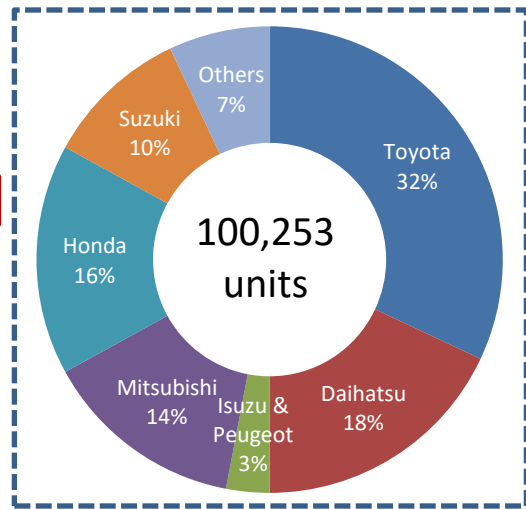
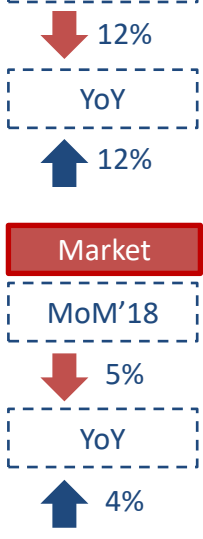
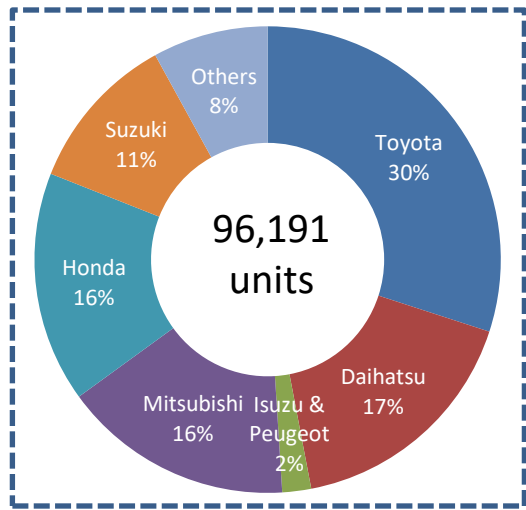


PT ASTRA INTERNATIONAL TBK WHOLE SALES DOMESTIC MARKET

NOVEMBER
2017

ASTRA
MoM'18

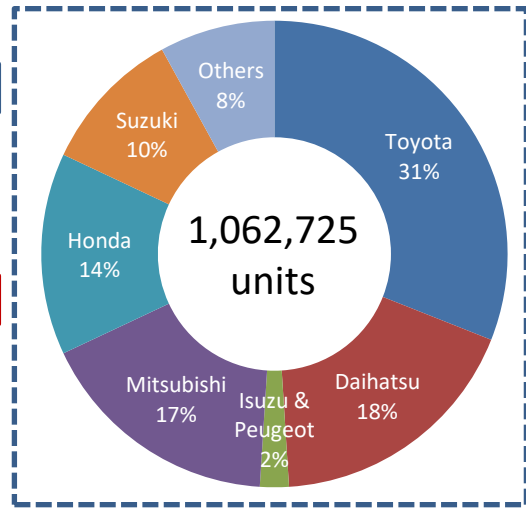
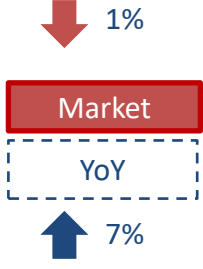
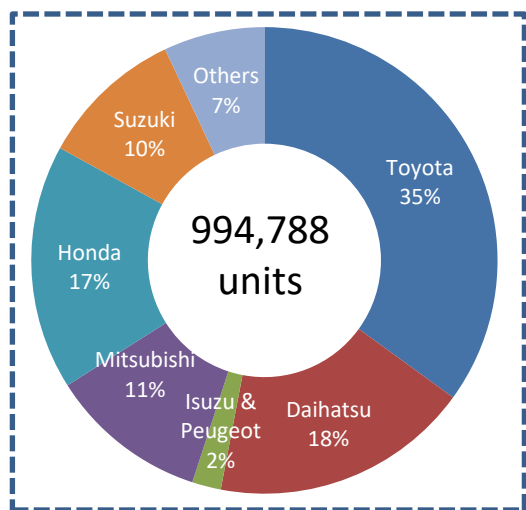
NOVEMBER
2018



YTD NOVEMBER
2017

ASTRA
YoY

YTD NOVEMBER
2018



Disclaimer Notice :

PT Astra International Tbk makes no representations or warranties as to the accuracy, adequacy, completeness, suitability or alike for any purpose of the information contained in this release, and disclaim liability for any error or omissions therein and for any damages whatsoever or howsoever arising, including from any action taken in reliance on any information in this release.

PT ASTRA INTERNATIONAL TBK WHOLE SALES DOMESTIC MARKET

NOVEMBER
2017

ASTRA

NOVEMBER
2018

MoM'18

↓ 10%

YoY

↑ 8%

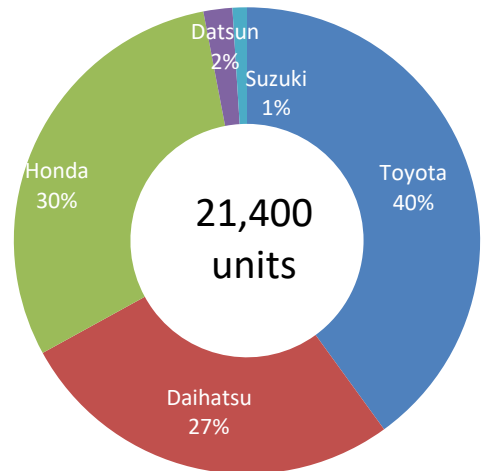
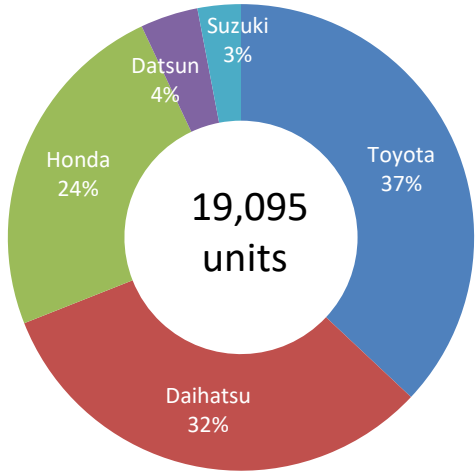
Market

MoM'18

↓ 3%

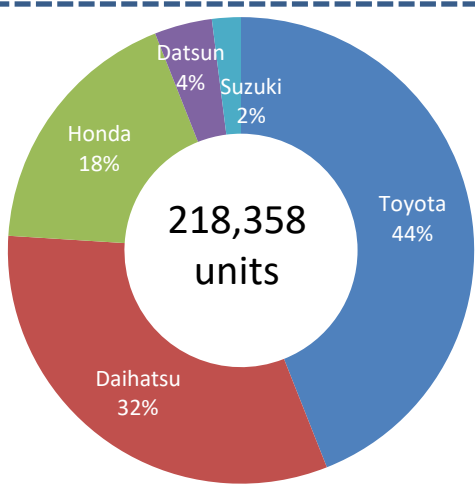
YoY

↑ 12%



YTD NOVEMBER
2017

YTD NOVEMBER
2018



ASTRA

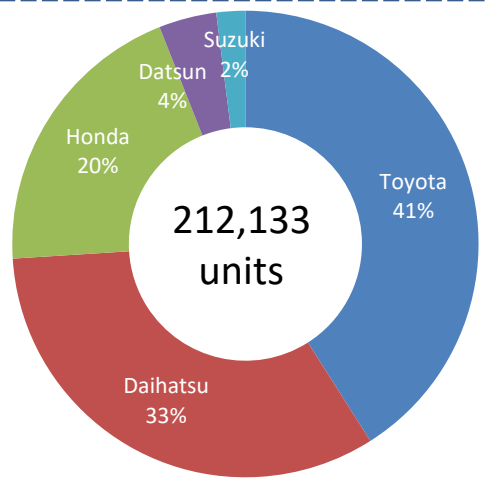
YoY

↓ 4%

Market

YoY

↓ 3%



Disclaimer Notice :

PT Astra International Tbk makes no representations or warranties as to the accuracy, adequacy, completeness, suitability or alike for any purpose of the information contained in this release, and disclaim liability for any error or omissions therein and for any damages whatsoever or howsoever arising, including from any action taken in reliance on any information in this release.

Source : Gaikindo